
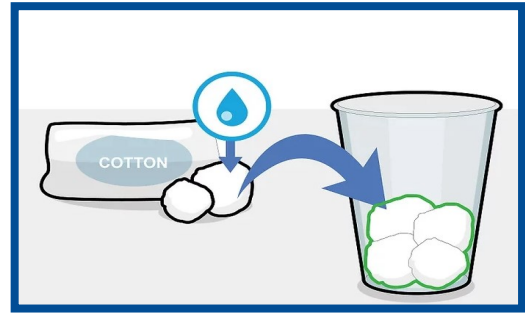


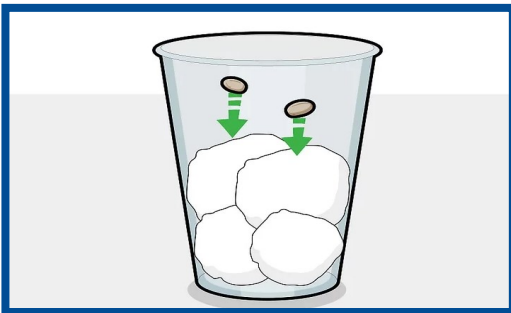
# Growing beans in cotton



**Step 1:** Decide where you will grow the bean seeds



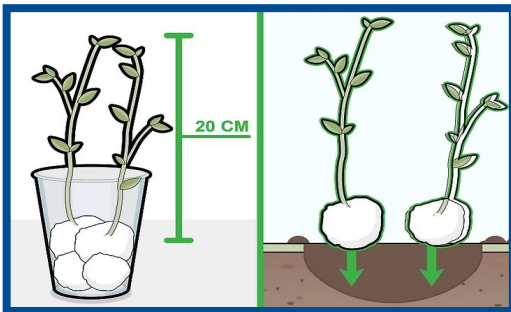
**Step 2:** Get a piece of clean cotton and moisten it



**Step 3:** Distribute the seeds above the cotton



**Step 4:** Water the beans when the cotton is starting to dry



**Step 5:** Plant the sprouts

## ACTIVITY

### Materials needed:

- Small cup
- Cotton
- Bean seeds
- Water

### Instructions:

- Explain to the children that they are going to be planting a bean seed
- Place the cotton in a small cup
- Allow the children to place the bean seeds inside the cotton
- Water
- Watch the seed grow

### REMEMBER

- Engage the children as much as possible
- Have fun, be patient and use refocusing activities to get children's attention